
Indicators of perinatal health in Catalonia 2017

Executive report

05 / 11 / 2018



Authors or editors:

Mireia Jané Checa, M. José Vidal Benedé, Zoa Tomás Bonodo, Mar Maresma Soler and Roser Vargas del Rio. Sub-directorate General for Epidemiological Surveillance and Public Health Emergency Response. Secretariat for Public Health.

Some rights reserved

© 2018, Government of Catalonia. Ministry of Health



The contents of this work are subject to a Creative Commons Attribution-NonCommercial-NoDerivs 4.0 International.

The license can be consulted at: <http://creativecommons.org/licenses/by-nc-nd/4.0/deed.ca>

Published by:

Sub-directorate General for Epidemiological Surveillance and Public Health Emergency Response. Secretariat for Public Health.

1st edition:

Barcelona, November 2018

Assessorament lingüístic:

Language Planning Service. Ministry of Health

URL:

<http://canalsalut.gencat.cat/ca/professionals/vigilancia-epidemiologica/vigilancia-perinatal/>

INDEX

Executive summary: notable aspects	4
1. Evolution in the number of births	5
2. Mother's age: births to mothers aged over 34	5
3. Origin of the mother and father	6
3.1. Evolution in the number of live births by origin of the mothers	6
3.2. Percentage of live births to immigrant mothers and fathers	6
3.3. Distribution of origin of mothers	7
3.4. Distribution of births among girls aged 14 to 17 by origin	7
4. Evolution of prematurity	8
4.1. Overall premature birth rate (<37 weeks of gestation) out of the total number of babies	8
4.2. Extreme prematurity (<32 weeks of gestation) out of the total of premature births	8
5. Evolution of low birth weight	9
5.1. Overall evolution of low birth weight (< 2,500 g) out of the total of babies ...	9
5.2. Evolution of extremely low birth weight (< 1.499 g) out of the total number of low birth weight babies	9
6. Evolution of babies born by Caesarian	10
7. Distribution of births according to the ownership of the maternity centre	10
8. Tobacco consumption in mothers before and at the end of pregnancy	11
9. Evolution of breastfeeding at birth by nationality of the mother	11

Executive summary: notable aspects

The data presented in this document are drawn from the register of babies compiled by the Sub-directorate General for Epidemiological Surveillance and Public Health Emergency Response of the Catalan Secretariat for Public Health. This register has been kept since 1993 and is based on the bulletin of neonatal screening for congenital metabolic diseases.

The register of babies covers 100% of live births at maternal health centres in the Integrated Public Health System of Catalonia (SISCAT) and private centres. Since 2011, the register has also gradually included births at home and non-hospital birth centres.

In 2017, a total of 66,882 newborns were born to families that are resident in Catalonia.

The number of births has continued to fall since 2009, the year in which the birth rate began to drop annually after 14 years of increments. The reduction in the number of births this year was 2.9% compared to 2016, and was particularly notable in the non-immigrant population (reduction of 4.9%), while the rate increased slightly in the immigrant population (by 2.1%).

A total of 41.3% of mothers who gave birth aged from 14 to 17 years were immigrant. This percentage has reduced by 7.2% compared to the previous year.

Out of every 100 women, almost 40 gave birth over 34 years; 10 years ago the figure was 25 out of every 100.

A total of 87.9% of babies born in 2017 were breastfed after birth.

One out of every 3 babies born in Catalonia has a foreign mother

A total of 5 out of every 1,000 babies were born through a home birth or in a non-hospital birth centre.

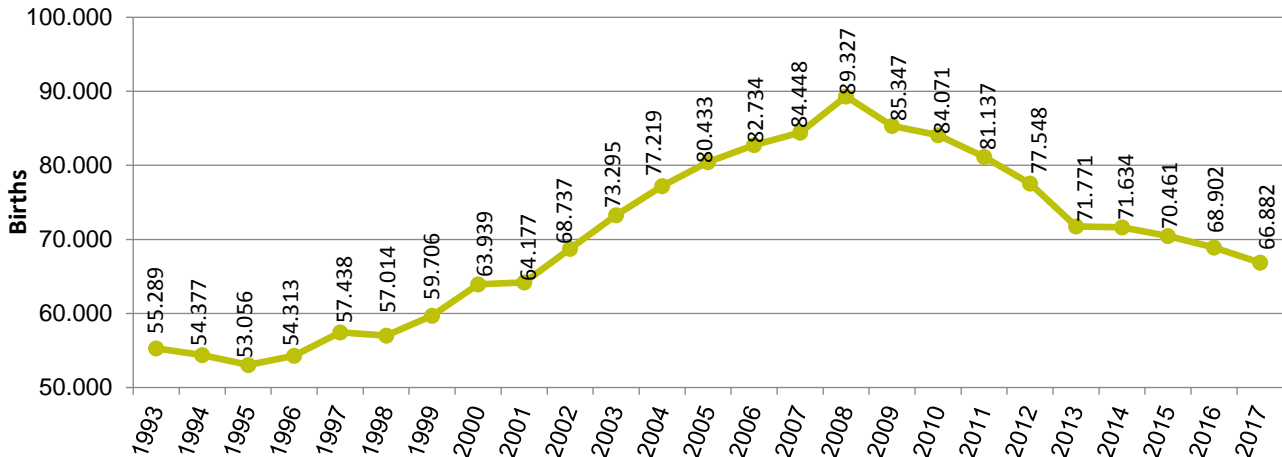


* You can consult the full document on the website:

<http://canalsalut.gencat.cat/ca/professionals/vigilancia-epidemiologica/vigilancia-perinatal/>

1. Evolution in the number of births

In 2017, a total of 66,882 babies were born in Catalonia, 22.9% less in 2008 when the peak was reached.

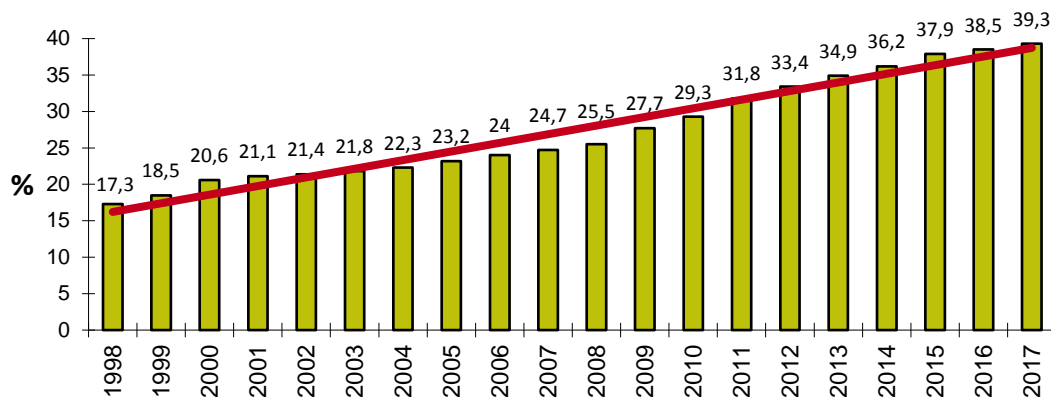


2. Mother's age: births to mothers aged over 34



The **percentage of births among women aged over 34 years** continued to rise, and stood at **39.3 %**. In the last decade, the relative increase was 59.1%.

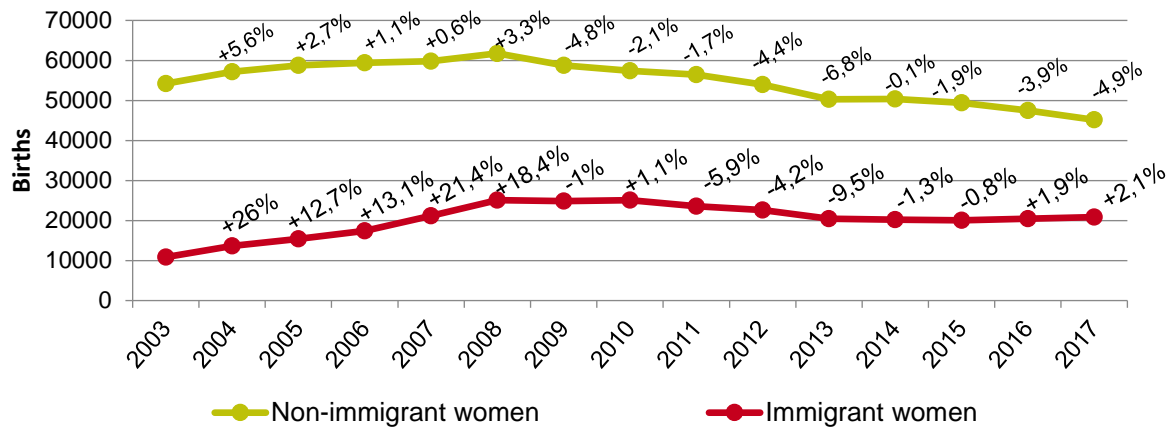
By maternal origin, percentages of mothers aged over 34 years were higher in non-immigrant mothers and mothers from EU countries (43.1% and 48.9%, respectively). In contrast, the lowest percentages were found among mothers from the rest of Europe and Asia (22.7% and 18.1%, respectively).



3. Origin of the mother and father

3.1 Evolution in the number of live births by origin of the mothers

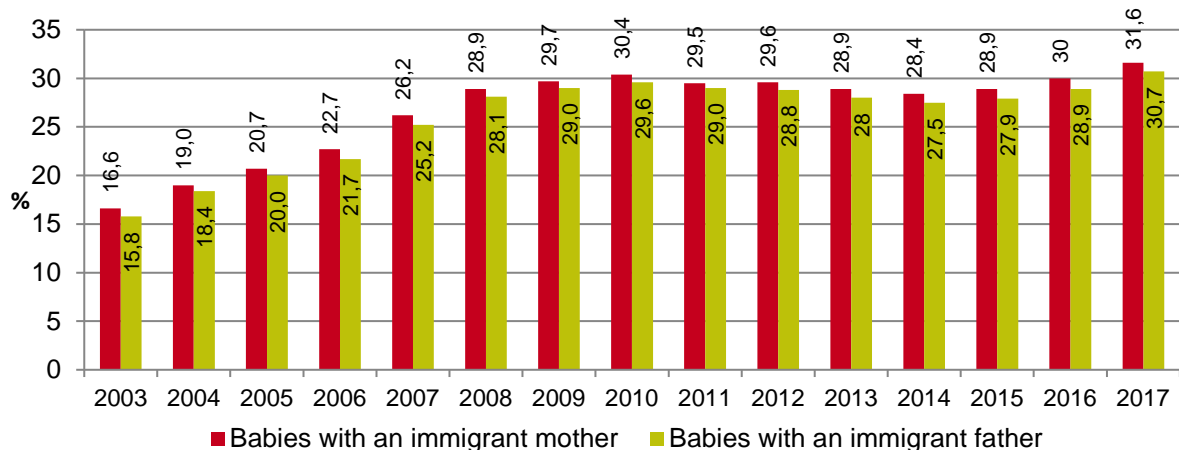
The number of births in 2017, compared to the previous year, went down 4.9% in the non-immigrant population, and rose 2.1% in the immigrant population.



3.2 Percentage of live births to immigrant mothers and fathers

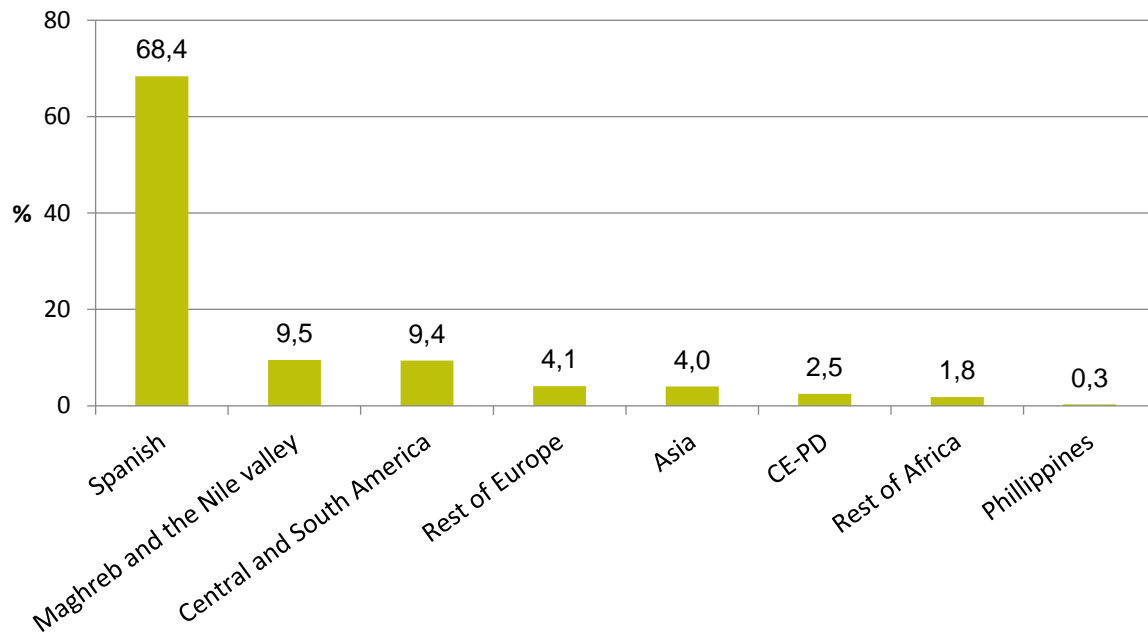


In 2017 almost 32 out of every 100 babies had a foreign mother; and almost 31 out of every 100 babies, a foreign father.



3.3 Distribution of origin of mothers

Among mothers from other countries, there was a high percentage from the Maghreb and the Nile valley and Central and South America, at 9.5% and 9.4%, respectively.



3.4 Distribution of births among girls aged 14 to 17 by origin

In 2017, a total of 41.3% of births to young mothers aged between 14 and 17 years corresponded to immigrant women.

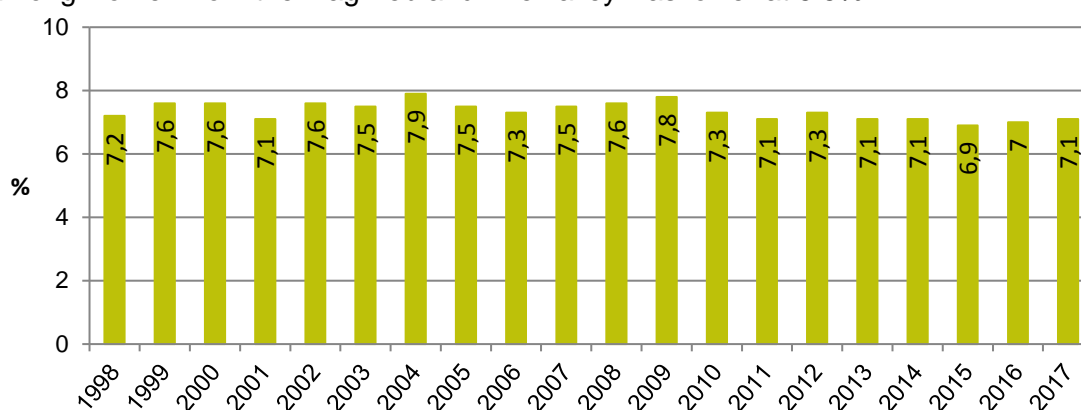


4. Evolution of prematurity

4.1 Overall premature birth rate (<37 weeks of gestation) out of the total number of babies

In 2017 the premature birth rate was 7.1%, showing a stabilising trend.

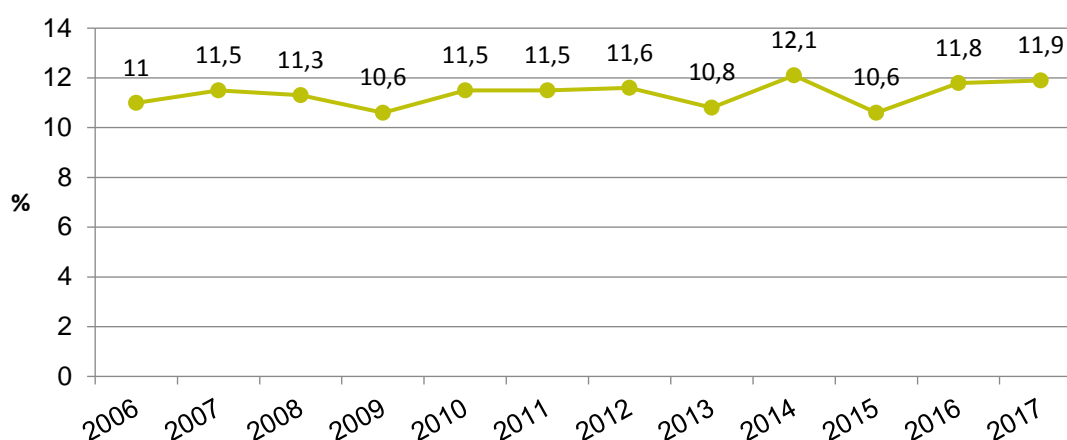
The rate was higher for the women from the rest of Europe, Asia, Central and South America and those from Spain, at 8.9%, 7.4%, 7.3% and 7.2%, respectively. The rate among women from the Maghreb and Nile valley was lower at 5.5%.



4.2 Extreme prematurity (<32 weeks of gestation) out of the total of premature births

In 2017, the rate of extreme prematurity was 11.9%.

The rate of extreme prematurity increased by 0.8% compared to the previous year.

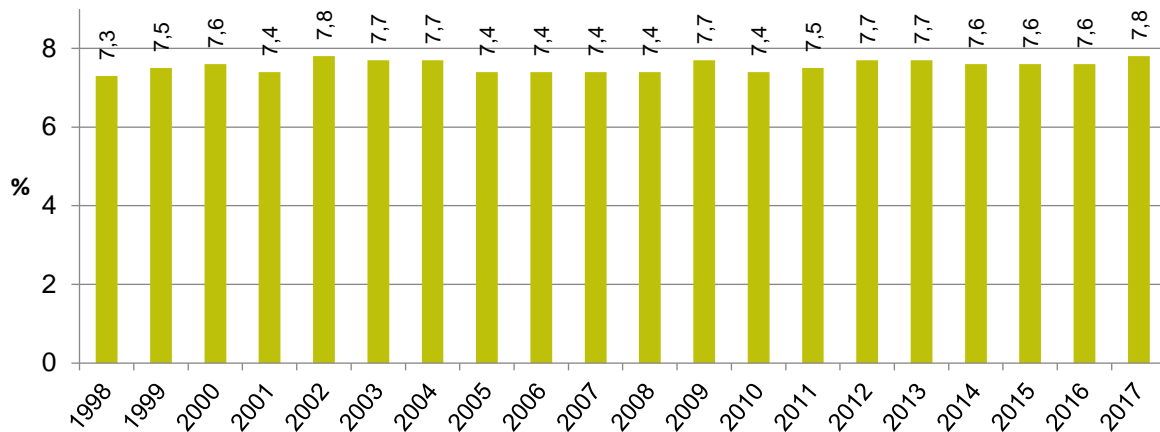


5. Evolution of low birth weight

5.1 Overall evolution of low birth weight (< 2,500 g) out of the total of babies

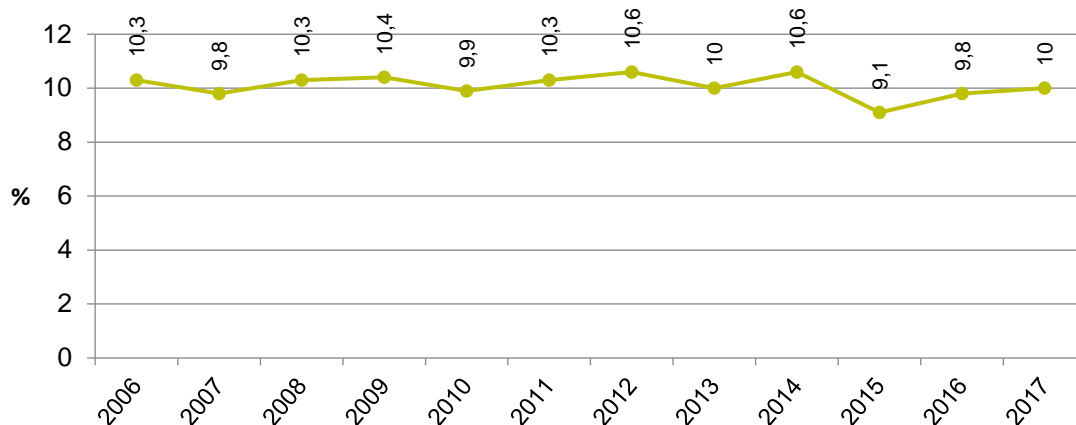
In 2017 the low birth weight stood at 7.8%. Although it has increased by 2.6% compared to 2016, in recent years low birth weight has remained stable.

Women from Asia, the rest of Africa and Spanish women have the highest low birth rate, at 8.8%, 8.5% and 8.3%, respectively. Women from the Maghreb and the Nile valley had the lowest rate of low birth weight, at 5.1%.



5.2 Evolution of extremely low birth weight (< 1.499 g) out of the total number of low birth weight babies

In 2017, extreme low birth weight stood at 10%. There was an increase in low birth weight of 2% compared to the previous year.

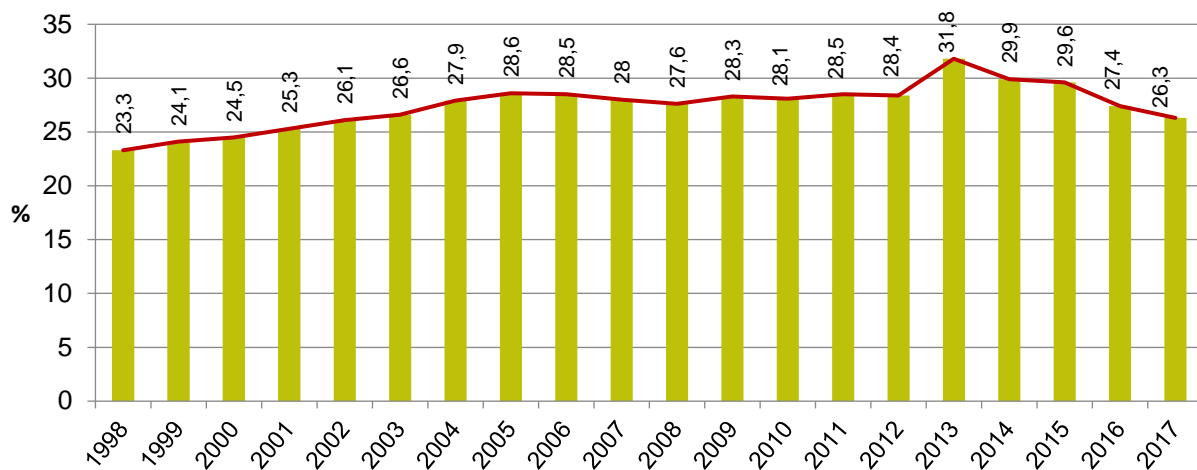


6. Evolution of babies born by Caesarian

In 2017 the percentage of live births by Caesarean **dropped to 4% compared to the previous year, to stand at 26.3%.**



A decreasing trend is observed over the last five years. Women aged 35 or over had a highest percentage of Caesarean (32.2%). Spanish women had the highest percentage of Caesarean, at 27.8%. Women from the Maghreb and the Nile valley had the lowest percentage, at 17.5%.

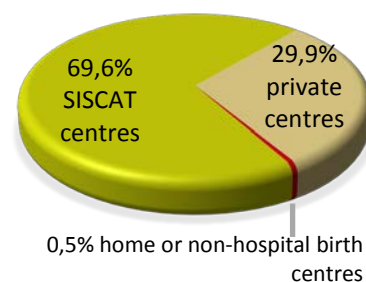


7. Distribution of births according to the ownership of the maternity centre

In 2017 a total of 69.6% of births in Catalonia took place at hospitals belonging to the Integrated Public Health System of Catalonia (SISCAT). This percentage has remained stable over the years.

Women from EU and developed countries, followed by Spanish women, are those with the highest percentage of births in private centres, at 43.8% and 38.7%, respectively.

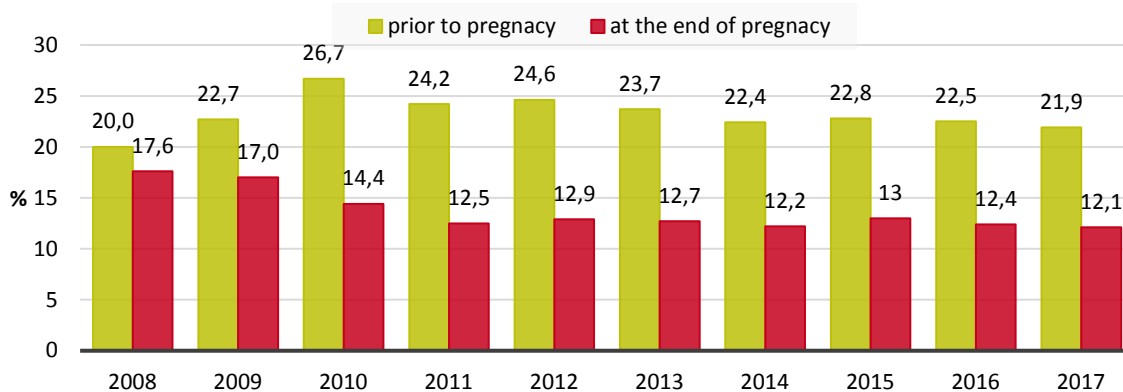
Five out of 1,000 babies were born at home or at a non-hospital birth centre.



8. Tobacco consumption in mothers before and at the end of pregnancy

In 2017 the prevalence of tobacco use at the start of pregnancy was 22.5%, representing a relative reduction by 2.7 compared to 2016.

A total of 44.7% of mothers who smoked gave up tobacco during gestation. The reduction in tobacco use during pregnancy has come to a standstill.



*: Given that maternity units have gradually incorporated this variable and the registre was not complete, the annual values are not directly comparable.

9. Evolution of breastfeeding at birth by nationality of the mother



In 2017 the prevalence of breastfeeding at birth was 87.9% and continued to increase. The percentage of breastfeeding was 11% higher among immigrant women than among non-immigrant women. Specifically, women from the Maghreb and the Nile valley, the rest of Africa, and Central and South America had the highest percentages at 97%, 94.2% and 95.4%, respectively.

